

Scaled data based on original data using
LM-79-08 Approved Method: Electrical and Photometric Measurements of Solid-
State Lighting Products

Test Report Prepared for
Cooper Lighting Solutions
(formerly Eaton)

Brand: McGRAW-EDISON

Report Number: P385704

Luminaire Tested: **GWC-SA1B-730-U-T4W-HSS**

Issue Date: 3/3/2020

Test Information

Test Method: LM-79-08
Report Number: P385704
TEST IS SCALED FROM IESNA LM-79-08 TEST DATA (G2-1903-205-19)
Test Lab: INNOVATION CENTER
Issue Date: 3/3/2020
Manufacturer: COOPER LIGHTING SOLUTIONS (FORMERLY EATON)
Product Line: MCGRAW-EDISON
Catalog Number: GWC-SA1B-730-U-T4W-HSS
Description: GALLEON WALL LUMINAIRE
(1) 70 CRI, 3000K, 800mA LIGHTSQUARE WITH 16 LEDS AND TYPE IV WIDE OPTICS
WITH HOUSE SIDE SHIELD
Light Source: -
Ballast/Driver: ELECTRONIC DRIVER

Summary

Lumens per Lamp: N/A
Luminaire Lumens: 4028 lumens
Efficiency: N/A
Efficacy: 91.5 lumens/watt
Luminous Opening: Rectangular (W 0.5' x L: 0.5' x H: 0')
IES Classification: Type IV - Short
BUG Rating: B0 - U0 - G2

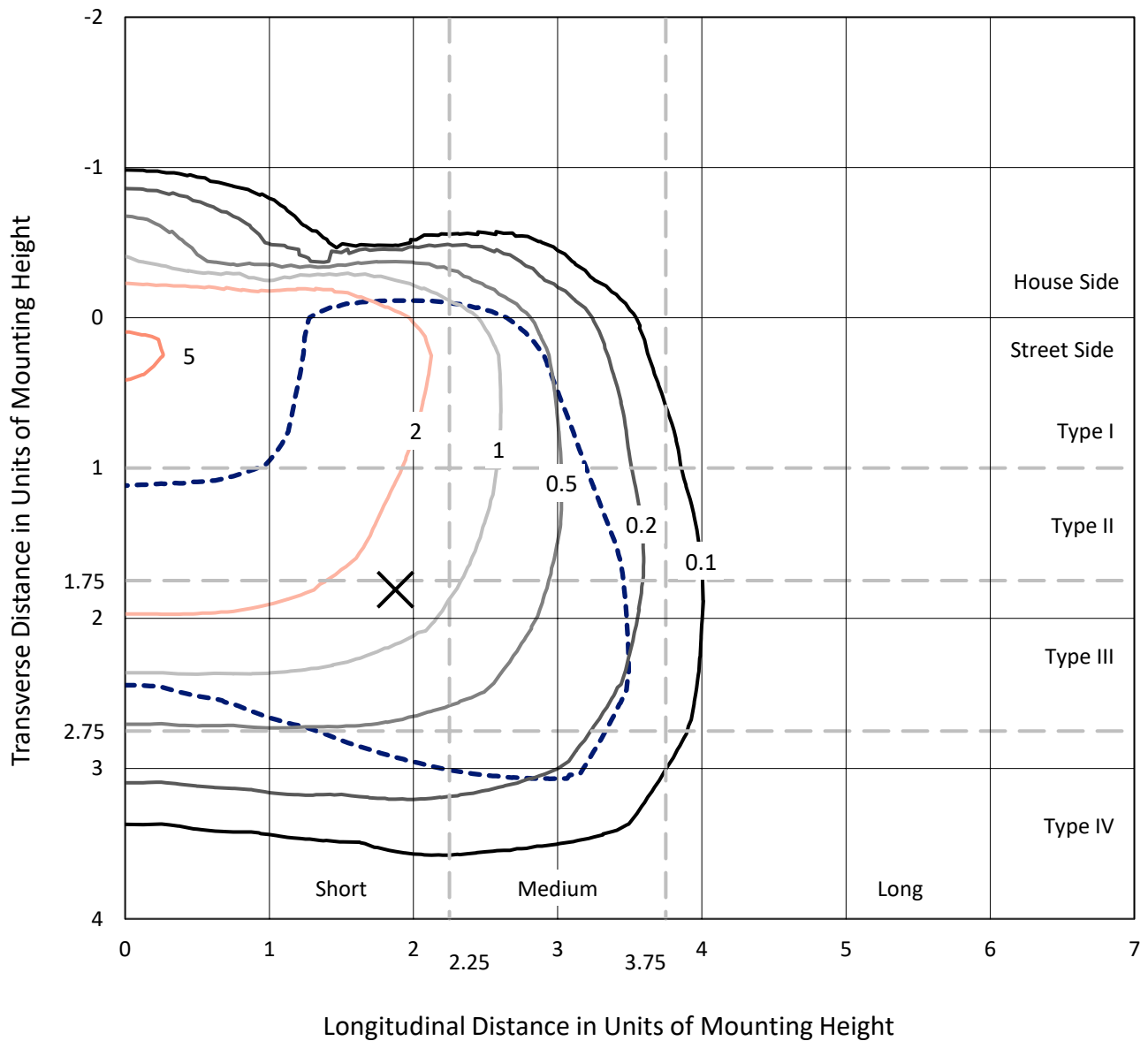
Input Watts (W): 44
Input Voltage (V): NR
Input Current (Ain): NR
Voltage Rise (V): NR
Power Factor: NR
Total Harmonic Distortion (THDi): NR
Frequency (hertz): 60
Stabilization Time: NR
Operation Time: NR
Ambient Temperature (°C): NR
Test Distance: 24 FT



REPORT NUMBER: P385704
 CATALOG NUMBER: GWC-SA1B-730-U-T4W-HSS

Iso-Footcandle Lines of Horizontal Illumination

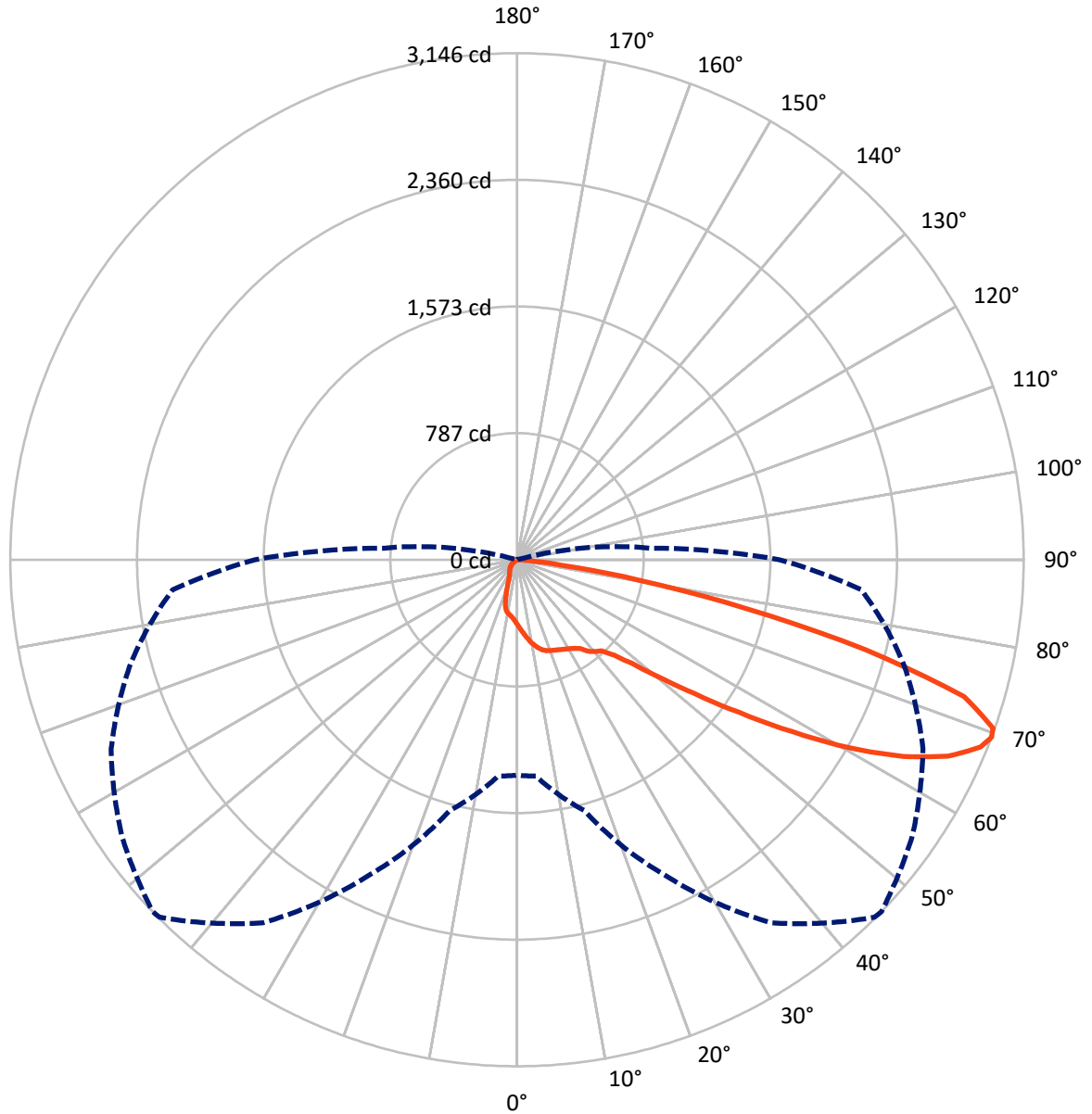
✕ Max cd
 - - - 1/2 Max cd



Based on 10 foot mounting height. Maximum calculated value = 5.9 fc
 Type IV - Short - N/A

REPORT NUMBER: P385704
CATALOG NUMBER: GWC-SA1B-730-U-T4W-HSS

Luminous Intensity Polar Plot



— Vertical Plane Through 46-Deg Lateral - - - Horizontal Cone Through 69-Deg Vertical

REPORT NUMBER: P385704

CATALOG NUMBER: GWC-SA1B-730-U-T4W-HSS

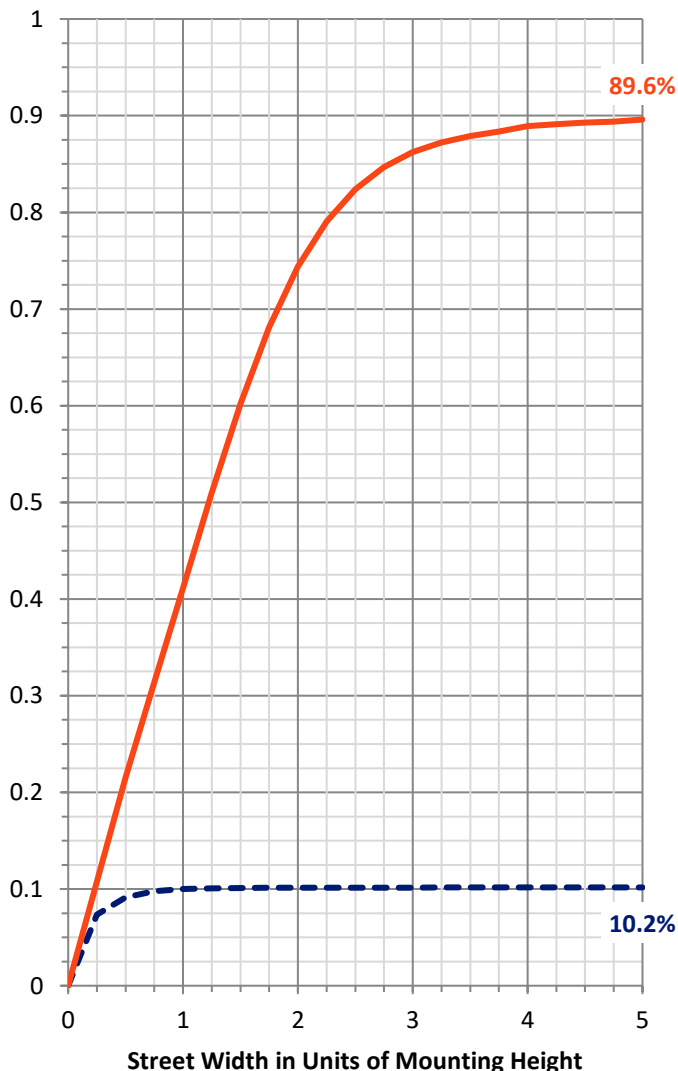
FLUX DISTRIBUTION:

		Downward	Upward	Total
House Side	Lumens	413.4	0.0	413.4
	% Fixture	10.3	0.0	10.3
Street Side	Lumens	3614.6	0.0	3614.6
	% Fixture	89.7	0.0	89.7
Total	Lumens	4028.0	0.0	4028.0
	% Fixture	100.0	0.0	100.0

ZONAL LUMENS:

Zone	Lumens	% Fixture
0°-10°	40.2	1.0
10°-20°	121.9	3.0
20°-30°	191.7	4.8
30°-40°	274.8	6.8
40°-50°	475.0	11.8
50°-60°	938.5	23.3
60°-70°	1311.6	32.6
70°-80°	633.6	15.7
80°-90°	40.7	1.0
90°-100°	0.0	0.0
100°-110°	0.0	0.0
110°-120°	0.0	0.0
120°-130°	0.0	0.0
130°-140°	0.0	0.0
140°-150°	0.0	0.0
150°-160°	0.0	0.0
160°-170°	0.0	0.0
170°-180°	0.0	0.0
0°-90°	4028.0	100.0
0°-180°	4028.0	100.0

Coefficient of Utilization



REPORT NUMBER: P385704

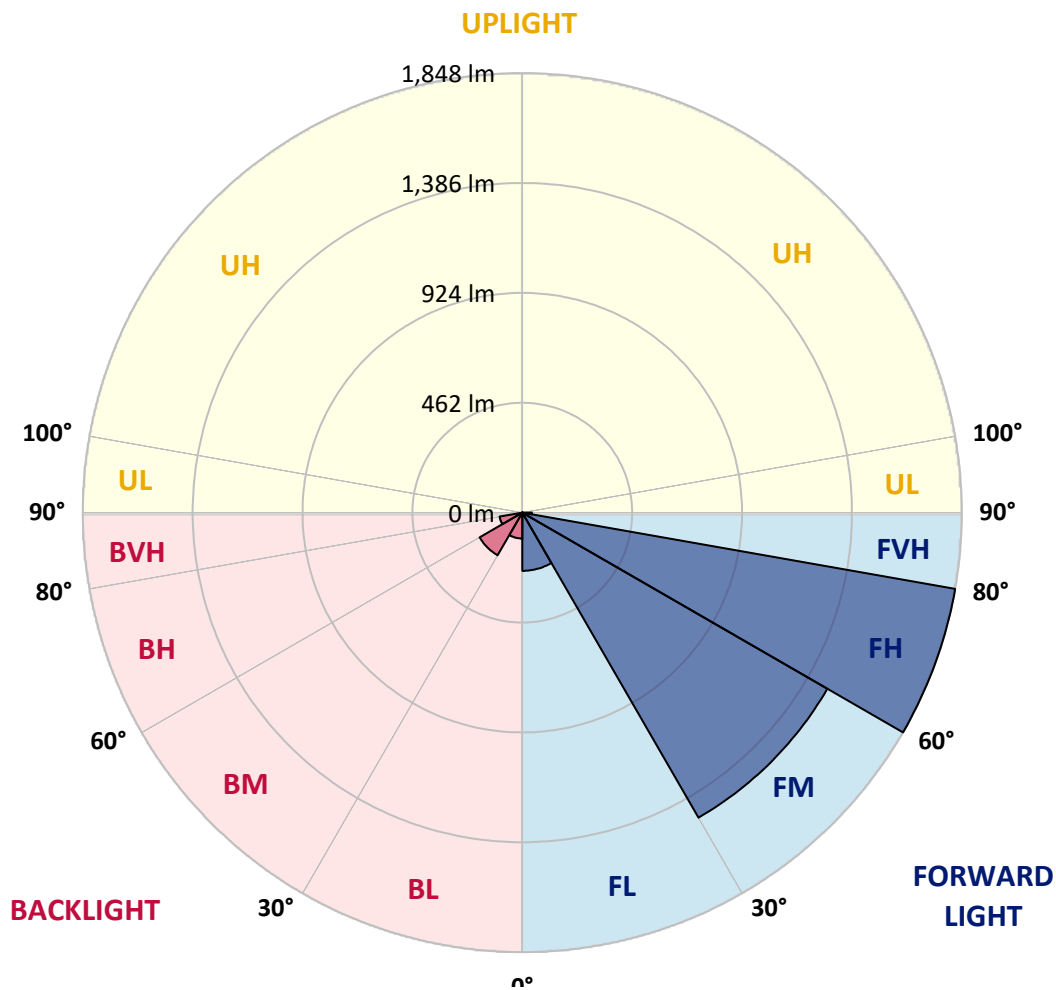
CATALOG NUMBER: GWC-SA1B-730-U-T4W-HSS

LUMINAIRE CLASSIFICATION SYSTEM LUMEN TABLE AND BUG RATING:

Zone	Lumens	% Fixture	Zone Rating/Lumen Limit		
			B	U	G
FL (0°-30°)	244.7	6.1			
FM (30°-60°)	1481.2	36.8			
FH (60°-80°)	1848.3	45.9			G2/5000
FVH (80°-90°)	40.4	1.0			G1/100
BL (0°-30°)	109.0	2.7	B0/110		
BM (30°-60°)	207.1	5.1	B0/220		
BH (60°-80°)	96.9	2.4	B0/110		G0/110
BVH (80°-90°)	0.3	0.0			G0/10
UL (90°-100°)	0.0	0.0		U0/0	
UH (100°-180°)	0.0	0.0		U0/0	

BUG Rating: B0-U0-G2

Type IV Short





REPORT NUMBER: P385704

CATALOG NUMBER: GWC-SA1B-730-U-T4W-HSS

CANDELA DISTRIBUTION (FULL):

	0°	5°	15°	25°	35°	45°	46°	55°	65°	75°	85°
0°	403.6	403.6	403.6	403.6	403.6	403.6	403.6	403.6	403.6	403.6	403.6
2.5°	448.4	447.8	445.1	444.0	437.6	433.8	432.3	427.6	420.8	414.0	406.4
5°	499.3	499.2	494.2	489.5	477.4	466.1	464.0	453.1	437.8	423.4	409.1
7.5°	551.5	549.0	544.1	535.0	517.5	499.3	497.6	482.2	460.4	439.7	419.1
10°	595.7	594.1	587.7	573.9	553.4	532.8	530.7	511.6	487.1	461.6	435.3
12.5°	630.0	628.9	620.4	603.2	581.3	560.0	557.1	540.1	513.9	485.4	454.4
15°	651.0	650.4	640.0	621.7	600.2	581.7	579.2	564.3	539.9	510.1	475.2
17.5°	655.9	656.1	645.3	626.8	609.1	595.8	594.0	582.6	562.2	532.6	495.9
20°	645.0	647.2	637.6	621.5	610.6	603.6	602.1	595.3	578.1	550.1	512.6
22.5°	629.5	630.6	624.0	613.2	608.7	610.0	609.3	605.5	590.9	565.3	529.0
25°	620.0	620.0	616.1	607.0	610.0	618.1	618.3	617.6	606.0	583.8	549.0
27.5°	619.6	618.5	614.0	607.2	615.5	628.0	628.7	633.8	626.6	606.2	573.9
30°	634.8	633.4	623.8	614.9	625.5	638.9	640.8	651.9	648.4	630.6	601.7
32.5°	670.1	665.3	644.0	629.5	637.4	653.5	655.9	673.7	679.3	660.6	628.5
35°	718.4	703.5	672.7	657.0	657.8	674.6	676.9	702.9	719.7	688.2	649.3
37.5°	785.1	777.7	727.7	685.7	689.1	714.6	721.3	749.6	744.9	703.3	672.9
40°	931.3	919.7	866.5	766.2	719.2	747.1	749.2	764.3	764.7	737.5	722.0
42.5°	1130.3	1125.6	1069.5	912.2	778.3	768.8	772.6	798.1	826.6	809.6	808.9
45°	1350.7	1348.3	1288.8	1106.0	897.8	840.0	844.8	878.9	933.5	937.3	961.3
47.5°	1528.1	1526.9	1492.7	1322.2	1080.8	960.7	962.2	998.5	1094.4	1141.8	1180.2
50°	1689.7	1695.2	1668.2	1556.2	1330.1	1149.8	1146.2	1170.4	1324.5	1402.1	1449.7
52.5°	1914.5	1922.2	1846.5	1774.5	1591.7	1384.3	1381.5	1406.8	1601.0	1659.1	1667.6
55°	2112.9	2099.7	2039.9	2019.1	1910.7	1674.0	1673.3	1695.6	1868.4	1893.1	1908.8
57.5°	2200.6	2195.5	2224.4	2272.0	2244.8	2016.4	2014.7	1997.7	2107.7	2110.3	2158.5
60°	2255.9	2262.1	2350.7	2497.5	2565.3	2384.9	2374.0	2270.3	2336.2	2330.3	2381.9
62.5°	2214.4	2226.6	2386.0	2630.6	2805.1	2706.5	2691.0	2519.9	2531.5	2511.3	2559.2
65°	1993.8	2012.9	2274.0	2605.5	2924.1	2957.9	2942.2	2740.3	2686.5	2653.3	2626.6
67.5°	1618.9	1630.2	1902.9	2387.0	2870.5	3107.9	3104.6	2933.5	2803.6	2629.3	2422.7
69°	1337.9	1349.0	1611.5	2157.0	2752.4	3140.0	3146.2	2995.5	2781.3	2483.5	2146.6
70°	1133.2	1145.0	1389.6	1959.8	2615.5	3125.0	3136.2	2989.6	2717.5	2314.6	1904.3
72.5°	594.3	604.5	855.5	1350.1	2132.2	2869.5	2903.3	2736.9	2303.5	1681.0	1126.0
75°	186.8	192.6	334.1	705.8	1459.9	2231.2	2238.9	2146.9	1635.7	924.7	468.9
77.5°	71.2	69.5	111.2	260.1	738.1	1404.9	1452.3	1341.7	858.4	326.9	108.2
80°	38.3	38.5	57.8	107.6	315.8	722.0	762.0	650.2	305.0	102.0	24.9
82.5°	16.6	17.4	32.5	57.0	145.0	266.3	286.3	238.3	116.5	68.6	9.3
85°	3.6	4.0	15.7	31.0	59.1	74.8	78.4	77.2	74.2	53.3	3.6
87.5°	0.0	0.0	7.0	11.1	14.9	17.0	14.9	19.5	41.0	35.9	1.9
90°	0.0	0.0	0.0	0.0	0.0	0.0	0.0	0.0	0.0	0.0	0.0



REPORT NUMBER: P385704

CATALOG NUMBER: GWC-SA1B-730-U-T4W-HSS

CANDELA DISTRIBUTION (continued):

	90°	95°	105°	115°	125°	135°	145°	155°	165°	175°	180°
0°	403.6	403.6	403.6	403.6	403.6	403.6	403.6	403.6	403.6	403.6	403.6
2.5°	404.0	400.6	394.7	388.3	383.8	379.0	375.3	373.6	371.7	370.4	372.1
5°	403.2	396.6	385.3	374.3	366.4	360.0	354.7	352.6	350.5	349.0	348.8
7.5°	409.8	400.6	383.2	367.1	354.9	346.2	339.0	336.0	333.5	332.4	331.4
10°	422.5	410.6	387.3	366.4	350.5	335.8	320.3	308.4	300.7	297.1	295.8
12.5°	438.9	424.0	395.3	370.4	347.3	319.0	286.1	257.8	239.5	233.4	229.8
15°	458.2	439.7	405.7	375.5	335.6	283.9	228.1	191.1	174.1	170.7	167.0
17.5°	476.7	456.3	418.1	376.4	309.9	226.8	167.1	142.0	135.4	137.7	138.2
20°	492.9	472.7	430.4	368.1	263.3	170.2	129.4	123.1	125.6	129.9	130.7
22.5°	509.4	488.6	441.7	346.2	203.6	129.2	116.5	118.0	120.5	124.8	125.6
25°	529.4	507.8	452.3	306.0	152.8	109.9	110.7	112.9	115.4	119.4	119.7
27.5°	552.4	532.2	459.3	253.6	113.3	101.0	103.5	106.9	109.3	113.1	113.9
30°	583.0	564.3	461.6	199.4	95.0	93.1	94.2	98.4	102.0	105.4	105.9
32.5°	611.7	596.0	454.0	150.5	88.0	85.7	85.7	88.2	92.4	95.6	96.3
35°	638.2	628.0	429.8	110.1	82.7	78.9	77.1	77.1	79.7	82.3	83.1
37.5°	673.1	672.7	390.7	87.8	77.6	73.3	69.3	66.3	65.3	65.9	66.3
40°	733.0	733.5	339.8	78.8	73.3	67.4	61.4	55.9	50.8	49.1	48.9
42.5°	826.4	817.9	286.3	74.4	69.5	61.4	52.3	44.9	37.0	34.6	34.4
45°	974.9	924.5	229.7	70.4	65.5	54.6	43.2	33.2	26.8	24.9	24.9
47.5°	1191.1	1064.4	177.9	66.1	60.2	46.8	32.7	24.0	19.6	18.7	18.9
50°	1414.7	1201.5	136.4	60.6	53.8	38.7	24.2	17.4	14.9	14.9	15.1
52.5°	1613.0	1302.0	106.3	54.8	45.9	30.4	18.3	13.6	12.5	12.3	12.5
55°	1798.7	1366.8	81.4	48.0	36.4	22.7	14.0	11.1	10.4	10.0	9.8
57.5°	1977.7	1398.9	61.0	38.7	26.4	16.4	11.1	9.4	8.7	8.1	7.9
60°	2096.9	1372.8	41.9	28.5	18.3	11.9	9.3	8.1	7.2	6.6	6.4
62.5°	2164.1	1301.6	27.0	20.6	13.0	8.9	7.4	6.8	5.5	4.9	4.9
65°	2136.9	1184.1	18.9	14.7	9.4	6.6	5.5	5.5	4.0	3.2	3.0
67.5°	1893.7	1000.4	14.4	11.0	6.8	4.9	4.2	4.7	2.5	1.5	1.5
69°	1629.3	829.1	12.3	9.1	5.7	4.0	3.6	4.3	1.7	1.1	0.9
70°	1416.1	715.2	11.1	7.9	4.7	3.4	3.2	4.2	1.7	0.9	0.8
72.5°	847.2	398.9	8.5	5.7	3.0	2.6	2.6	4.7	1.7	0.9	0.8
75°	342.4	140.5	6.2	4.0	2.3	2.3	3.2	6.0	1.5	0.8	0.6
77.5°	77.6	30.8	3.6	2.5	1.5	2.3	3.8	4.7	0.9	0.4	0.0
80°	18.9	7.6	2.3	1.5	0.9	1.7	2.8	2.6	0.2	0.0	0.0
82.5°	6.2	2.6	0.9	0.8	0.2	0.6	1.3	0.8	0.0	0.0	0.0
85°	2.6	1.5	0.4	0.2	0.0	0.0	0.2	0.0	0.0	0.0	0.0
87.5°	1.7	0.6	0.0	0.0	0.0	0.0	0.0	0.0	0.0	0.0	0.0
90°	0.0	0.0	0.0	0.0	0.0	0.0	0.0	0.0	0.0	0.0	0.0

Signify Classified - Internal
Cooper Lighting Solutions Photometric Lab
1121 Highway 74 South
Peachtree City, GA 30269

Scaled Data Report



Report Generated By 670245982

Signify Classified - Internal
Cooper Lighting Solutions Photometric Lab
1121 Highway 74 South
Peachtree City, GA 30269

Scaled Data Report



Signify Classified - Internal
Cooper Lighting Solutions Photometric Lab
1121 Highway 74 South
Peachtree City, GA 30269

Scaled Data Report



Signify Classified - Internal
Cooper Lighting Solutions Photometric Lab
1121 Highway 74 South
Peachtree City, GA 30269

Scaled Data Report





--- HS — SS

Signify Classified - Internal
Cooper Lighting Solutions Photometric Lab
1121 Highway 74 South
Peachtree City, GA 30269

Scaled Data Report



u

Signify Classified - Internal
Cooper Lighting Solutions Photometric Lab
1121 Highway 74 South
Peachtree City, GA 30269

Scaled Data Report



Signify Classified - Internal
Cooper Lighting Solutions Photometric Lab
1121 Highway 74 South
Peachtree City, GA 30269

Scaled Data Report



(END OF REPORT)